

Northwoods Retreat



62" x 86"

Instructions:

Supplies:

Fat quarter bundle of Northwoods Retreat by moda

(If you are buying panel yardage, be sure to get enough in the right colorways to make this quilt. You can make this quilt with less yardage if you want to rearrange the order of the panels. Have fun and change yours up. Be sure and send us pictures of your creation. In some cases, we have also given two possibilities for fabric choices. Choose one or the other, both work great.)

1 ¼ yard of Natural (Item # 7521-30 or 7521-155) - Cut into 48 pieces- 2 ½" x 12 ½"

2/3 yard of Copper (Item #7521-19 or 6037-16) - Cut into 7- 2 ½" strips for 1st border

1/3 yard of Natural (Item # 7521-30 or 7521-155) - Cut into 7- 1 ½" strips for 2nd border

1 yard of Green Plaid (Item # 1902-12) - Cut into 7- 4 ½" strips for 3rd border.




Diagram A

Panel Blocks:

Select 6 of the tree panels (3 of the natural background and 3 of the tan background)

Select 6 of the wildflower panels (3 of the natural background and 3 of the tan background)

Or whatever combination you come up with. You need a total of 12 blocks

Sew 1 piece of the 2 ½" x 12 ½" strips to the 3 sides of the blocks.

Sew the strips to the 2 sides and then the bottom. Press. Center and trim to a perfect 12 ½" block and set aside.

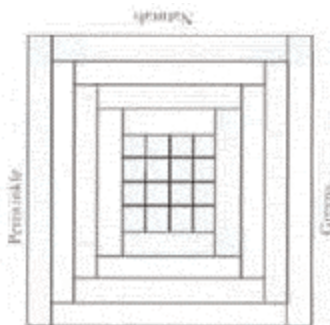


Diagram B

Pieced Blocks:

Separate the fat quarters into four groups Naturals, Coppers, Periwinkles, and Greens (use the yellows and purples if you choose, but they were not used in this pattern.) Cut several 1 ½" strips of each fabric & recut into 1 ½" squares. You will need a total of 176 squares, so just cut a few squares off each strip and set the remaining strips aside. Sew a scrappy 16 patch of 1 ½" squares to form center for all 12 blocks. **Diagram A**

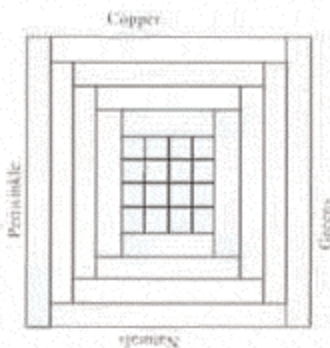
Now start building on the 16 patch block to form the "log cabin". You will need to make 12 log cabin blocks total (6 of one color way and 6 of the other following **Diagram B**.) The coppers and naturals are in different placement on each of the sets.

Blocks will measure 12 1/2" x 12 1/2" including seam allowance.

Sew the blocks together after positioning them to match the picture.

The "log cabin" blocks will form "on-point squares" around the panels if placed correctly.

Add the borders: Copper, Natural and then the Green Plaid.



Quilt made and designed by Kathy Bauer and Quilted by Carol Mc Leroy